

# Keysight Technologies

## NFA X-Series Noise Figure Analyzer, Multi-touch N8973B, N8974B, N8975B, N8976B

10 MHz to 3.6, 7.0, 26.5, or 40.0 GHz

Data Sheet



## Specifications

**Specifications** describe the performance of parameters covered by the product warranty. These values are only valid for the stated operating frequency, and apply over 0°C to +55°C unless otherwise noted.

95th percentile values indicate the breadth of the population (approx.  $2\sigma$ ) of performance tolerances expected to be met in 95 percent of the cases with a 95 percent confidence, for any ambient temperature in the range of +20°C to +30°C. In addition to the statistical observations of a sample of instruments, these values include the effects of the uncertainties of external calibration references. These values are not warranted. These values are updated occasionally if a significant change in the statistically observed behavior of production instruments is observed.

**Typical** describes additional product performance information that is not covered by the product warranty. It is performance beyond specifications that 80 percent of the units exhibit with a 95 percent confidence level over the temperature range of +20°C to +30°C. Typical performance does not include measurement uncertainty.

**Nominal** values indicate expected performance, or describe product performance that is useful in the application of the product, but are not covered by the product warranty.

The analyzer will meet its specifications when:

- It is within its calibration cycle
- Under auto couple control, except when Auto Sweep Time Rules = Accy
- Signals measured <10 MHz have DC coupling applied
- The analyzer has been stored at an ambient temperature within the allowed operating range for at least two hours before being turned on; if it had previously been stored at a temperature range inside the allowed storage range, but outside the allowed operating range
- The analyzer has been turned on at least 30 minutes with Auto Align set to normal, or, if Auto Align is set to off or partial, alignments must have been run recently enough to prevent an Alert message; if the Alert condition is changed from Time and Temperature to one of the disabled duration choices, the analyzer may fail to meet specifications without informing the user

For the complete specifications guide, visit:

[www.keysight.com/find/NFA\\_X-Series\\_specifications](http://www.keysight.com/find/NFA_X-Series_specifications)

## Frequency

Frequency range	
N8973B	10 MHz to 3.6 GHz
N8974B	10 MHz to 7.0 GHz
N8975B	10 MHz to 26.5 GHz
N8976B <sup>4</sup>	10 MHz to 40.0 GHz
Measurement bandwidth (nominal)	
N8973B, N8974B, N8975B, N8976B <sup>5</sup>	1 Hz to 3 MHz (in E24 series increments <sup>1</sup> ), 4 MHz, 5 MHz, 6 MHz, 8 MHz
Frequency reference	
Accuracy	$\pm [R\Delta t + T + C]$
Aging rate	$\pm 0.1 \text{ ppm}^2/\text{year}$ $\pm 0.15 \text{ ppm}/2 \text{ years}$
Temperature stability +20°C to +30°C	$\pm 0.015 \text{ ppm}$
Full temperature range	$\pm 0.05 \text{ ppm}$
Achievable initial calibration accuracy	$\pm 0.04 \text{ ppm}$
Example frequency reference accuracy, Residual FM $\leq$ (use less than or equal to symbol) (0.25 Hz x N) p-p in 20 ms nominal 1 year since last adjustment	$= \pm (1 \times 10^{-7} + 5 \times 10^{-8} + 4 \times 10^{-8})$  $= \pm 0.019 \text{ ppm}$
Frequency readout accuracy (start, stop, center, marker)	$\pm (\text{marker frequency} \times \text{frequency reference accuracy} + 0.25\% \times \text{span} + 5\% \times \text{RBW} + 2 \text{ Hz} + 0.5 \times \text{horizontal resolution}^3)$

R = aging rate  
 $\Delta t$  = time since last adjustment  
 T = temperature stability  
 C = calibration accuracy

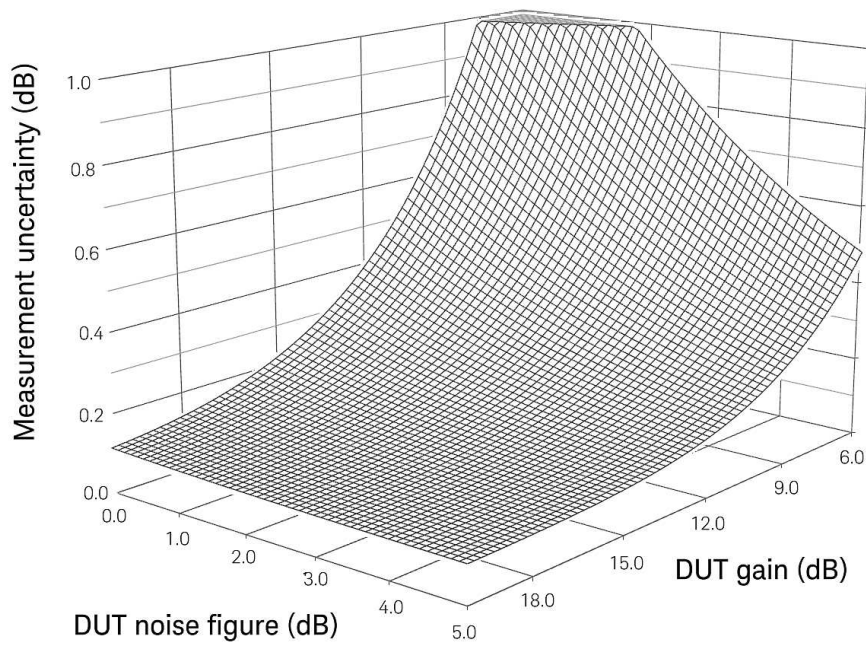
- The E24 series is defined by international standard IEC 60063. E24 is a preferred series of numbers, with each number being approximately 10% larger than the previous number. It is commonly used for the labeling of 5% tolerance resistors, capacitors, etc.
- Parts per million (10<sup>-6</sup>)
- Horizontal resolution is span/(sweep points - 1).
- The N8976B ships with 346CK40. The 346CK40 has superior match above 26 GHz, which leads to better uncertainty.
- IQ analyzer (basic) mode has up to 25 MHz analysis BW.

Note: The NFA X-Series noise figure analyzer is more than a dedicated noise figure analyzer. Each model has full featured spectrum analyzer and IQ analyzer (basic) modes. The analyzer is specified to 44 GHz when in SA or IQ analyzer mode.

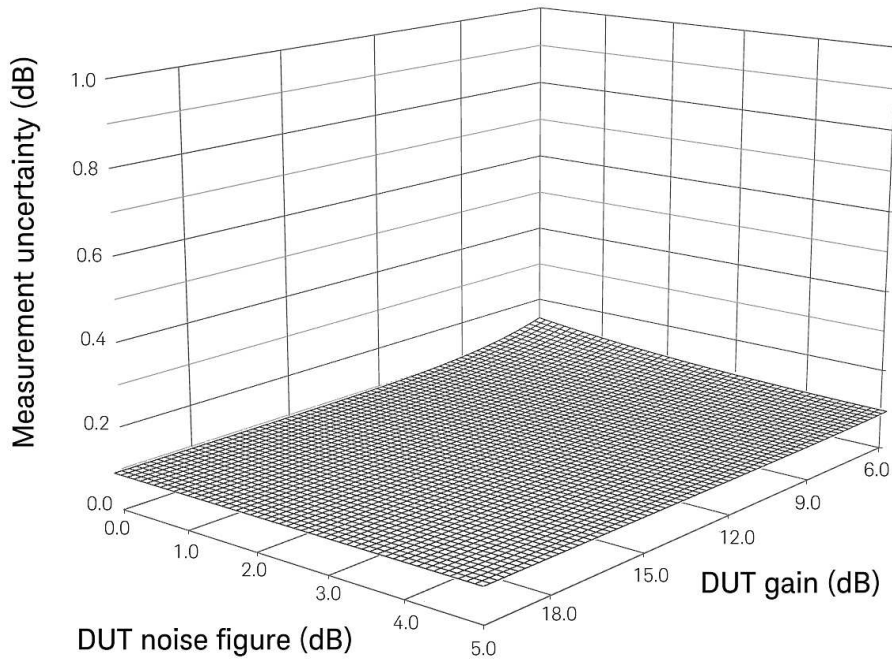
## Noise figure, gain, and uncertainty

Example DUT uncertainties<sup>1</sup>

Without a Preamp



With a USB Preamp<sup>2</sup>



When combined with the U7227A/C/F preamp, the NFA X-Series noise figure analyzer offers improved uncertainty over the previous NFA-A in all of the above hypothetical cases.

1. These uncertainties assume a measurement made with a N8975B at 1 GHz with a N4000A noise source and a non-frequency-converting DUT. The DUT is assumed to have an input/output match of 1.5 VSWR.
2. Assuming a U7227A/C/F External USB Preamp

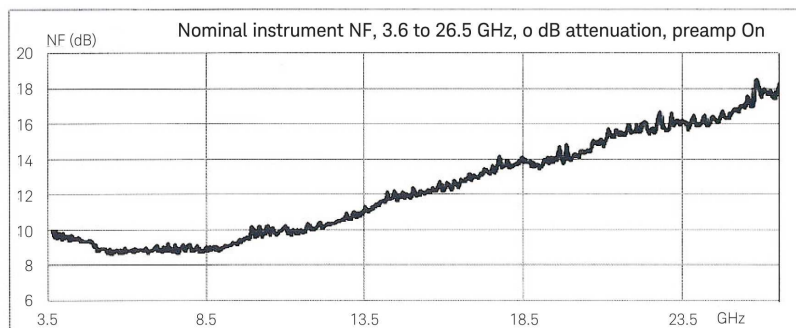
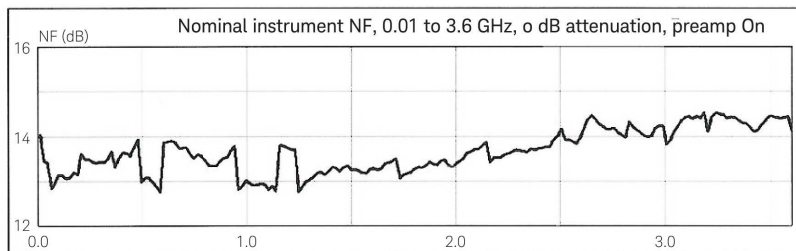
Description	Specifications	Supplemental information
Noise figure < 10 MHz 10 MHz to internal preamplifier's frequency limit <sup>1</sup>		Uncertainty calculator <sup>1</sup> See note <sup>1</sup> Internal and external preamplification recommended <sup>1</sup>
Noise source ENR	Measurement range	Instrument uncertainty
4 to 6.5 dB	0 to 20 dB	± 0.02 dB
12 to 17 dB	0 to 30 dB	± 0.025 dB
20 to 22 dB	0 to 35 dB	± 0.03 dB
Gain		
Instrument uncertainty <sup>1</sup>		DUT Gain range = -20 to +40 dB
< 10 MHz		See note <sup>1</sup>
10 MHz to 3.6 GHz	± 0.15 dB	
> 3.6 GHz		± 0.11 dB additional <sup>1</sup> 95th percentile, 5 minutes after calibration

Noise Figure uncertainty calculator <sup>1,2</sup>		
Instrument noise figure uncertainty	See the noise figure table above	
Instrument gain uncertainty	See the gain table above	
Instrument noise figure		See graphs of "Nominal instrument noise figure"; noise figure is DANL + 176.24 dB (nominal) <sup>1</sup> . Note on DC coupling <sup>1</sup>
Instrument input match		See graph: nominal VSWR. Note on DC coupling <sup>1</sup>
Optional NFE improvement/internal Cal <sup>1</sup>		See "Displayed average noise level (DANL) (with noise floor extension) improvement" in the Option NFE - Noise floor extension chapter.

Uncertainty versus calibration options <sup>1</sup>	
User calibration	Best uncertainties; noise figure uncertainties calculator applies
Uncalibrated	Worst uncertainties; noise of the analyzer input acts as a second stage noise on the DUT
Internal calibration	Available with Option NFE. Good uncertainties without the need of reconnecting the DUT and running a calibration. The uncertainty of the analyzer input noise model adds a second-stage noise power to the DUT that can be positive or negative. Running the noise figure uncertainty calculator will usually show that internal calibration achieves 90% of the possible improvement between the uncalibrated and user calibration states.

1. Refer to NFA X-Series specifications guide for footnote details
2. Online uncertainty calculator at [www.keysight.com/find/nfuc](http://www.keysight.com/find/nfuc) or use the instrument's built-in calculator.

## Nominal instrument noise figure, N8973B, N8974B, N8975B



## Internal Preamp noise figure

Frequency	Noise Figure (nominal)
100 kHz to 3.6 GHz	8 dB + (0.001112 * freq in MHz) nominal
3.6 GHz to 8.4 GHz	9 dB nominal
8.4 GHz to 13.6 GHz	10 dB nominal
> 13.6 GHz	DANL + 176.24 dB nominal

Measurement uncertainty is usually dominated by the uncertainty of the noise source, meaning that the instrument's noise figure is negligible for most measurements. For situations when this noise figure becomes non-negligible (i.e. low-gain, low-noise DUTs), the included U7227 Series USB preamp provides extra measurement reliability.

## DANL (N8973B, N8974B, N8975B)<sup>1</sup>

Frequency	Specification	Typical
10.0 MHz to 2.1 GHz	-161 dBm	-163 dBm
2.1 GHz to 7.0 GHz	-160 dBm	-162 dBm
7.0 GHz to 13.6 GHz	-160 dBm	-163 dBm
13.5 GHz to 17.1 GHz	-157 dBm	-160 dBm
17.0 GHz to 20.0 GHz	-155 dBm	-159 dBm
20.0 GHz to 26.5 GHz	-150 dBm	-156 dBm

## DANL (N8976B)<sup>1</sup>

Frequency	Specification	Typical
10.0 MHz to 1.2 GHz	-164 dBm	-165 dBm
1.2 GHz to 2.1 GHz	-163 dBm	-164 dBm
2.1 GHz to 3.6 GHz	-162 dBm	-163 dBm
3.5 GHz to 20.0 GHz	-160 dBm	-162 dBm
20.0 GHz to 26.5 GHz	-158 dBm	-160 dBm
26.4 GHz to 34.0 GHz	-156 dBm	-159 dBm
33.9 GHz to 40.0 GHz	-153 dBm	-155 dBm

## Preamp noise figure and gain<sup>2</sup>

Specification	U7227A	U7227C	U7227F
Frequency	10 MHz to 4 GHz	100 MHz to 26.5 GHz	2 GHz to 50 GHz
Noise figure	10 MHz to 100 MHz: < 5.5 dB 100 MHz to 4 GHz: < 5 dB	100 MHz to 4 GHz: < 6 dB 4 GHz to 6 GHz: < 5 dB 6 GHz to 18 GHz: < 4 dB 18 GHz to 26.5 GHz: < 5 dB	
Gain	10 to 100 MHz: > 16 dB 100 MHz to 4 GHz: > 17 + 0.5F dB	100 MHz to 26.5 GHz: > 16.1 + 0.26F dB	2 GHz to 50 GHz: > 16.5 + 0.23F dB
Averaging	Up to 10,000 measurement results		

\* "F" signifies frequency in GHz

1. Preamp on, input terminated, sample or average detector, log averaging, 0 dB input attenuation, IF Gain = High, +20°C to +30°C.
2. See U7227A/C/F Data Sheet for list of specifications

## RF input

Connector		
N8973B, N8974B, N8975B	Type-N female, 50 $\Omega$ nominal	
N8976B	2.4 mm male, 50 $\Omega$ nominal	
Input VSWR		
Input VSWR	N8973B, N8974B, N8975B	N8976B
10 MHz to 3.6 GHz	< 1.2:1 nominal	1.2:1 nominal
3.6 GHz to 26.5 GHz	< 1.9:1 nominal	1.5:1 nominal
26.5 GHz to 44.0 GHz	N/A	< 1.8:1 nominal

## Measurement

Sweep	
Number of points setting	2 to 501, or fixed frequency Start/stop, center/span, Frequency list of up to 501 points
Sweep trigger	Continuous or single
Measurement speed	
Local measurement and display update rate	11 ms (90/s)
Remote measurement and LAN transfer rate	6 ms (167/s)
Marker peak search	5 ms
Center frequency tune and transfer (RF)	22 ms
Center frequency tune and transfer ( $\mu$ W)	49 ms
Measurement/mode switching	75 ms
DUT profiles available	
Amplifier	Includes any non-frequency-converting device (e.g. amplifiers, attenuators, filters, etc)
Downconverting DUT	With fixed or variable IF. Instrument capable of controlling an external LO via GPIB, LAN, or USB
Upconverting DUT	With fixed or variable IF. Instrument capable of controlling an external LO via GPIB, LAN, or USB
System downconverter	Allows the use of an external downconverting mixer as part of the measurement system. Instrument capable of controlling an external LO via GPIB, LAN, or USB

## Measurement

Display type and N.F. results	
Type	4U multitouch
Output format	Graphical, table of values, or meter mode
Display channels	2
Number of markers	4
Limit lines	Upper and lower for each of 2 channels
Noise figure	Noise figure ( $F$ dB), or as a ratio ( $F$ )
Gain	Gain (G dB)
Y-factor	Y-factor (Y dB)
T effective	Effective noise temperature in Kelvin
P hot	Relative power density in dB
P cold	Relative power density in dB



## Front panel

### Sweep

Probe power	
Voltage/current	+15 Vdc $\pm$ 7 % at 150 mA max nominal -12.6 Vdc $\pm$ 10 % at 150 mA max nominal

USB 2.0 ports	
Master (2 ports)	
Standard	Compatible with USB 2.0
Connector	USB Type-A female
Output current	0.5 A nominal

Master (1 port)	
High power	Compatible with USB 2.0
Connector	USB Type-A Female
Output current	1.0A nominal

## Rear panel connectivity

10 MHz out	
Connector	BNC female, 50 $\Omega$ nominal
Output amplitude	$\geq$ 0 dBm nominal
Frequency	10 MHz $\pm$ (10 MHz x frequency reference accuracy)

Ext ref in	
Connector	BNC female, 50 $\Omega$ nominal
Input amplitude range	-5 to 10 dBm nominal
Input frequency	10 MHz nominal
Frequency lock range	$\pm$ 5 x 10 <sup>-6</sup> of specified external reference input frequency

Trigger 1 and 2 inputs	
Connector	BNC female
Impedance	> 10 k $\Omega$ nominal
Trigger level range	-5 to 5 V

Trigger 1 and 2 inputs	
Connector	BNC female
Impedance	50 $\Omega$ nominal
Trigger level range	5 V TTL nominal

Monitor output	
Connector	VGA compatible, 15-pin mini D-SUB
Format	XGA (60 Hz vertical sync rates, non-interlaced) analog RGB
Resolution	1024 x 768

### Rear panel

Noise source drive +28 V (pulsed)	
Connector	BNC female

SNS Series noise source connector	For use with Keysight SNS Series noise sources
-----------------------------------	--

USB 2.0 ports	
Master (3 ports)	
Standard	Compatible with USB 2.0
Connector	USB Type-A female
Output current	0.5 A nominal

Slave (1 port)	
Standard	Compatible with USB 2.0
Connector	USB Type-B female
Output current	0.5 A nominal

GPIO interface	
Connector	IEEE-488 bus connector
GPIO codes	SH1, AH1, T6, SR1, LR1, PP0, DC1, C1, C2, C3, C28,DT1, L4, C0
GPIO mode	Controller or device

LAN TCP/IP interface	
Standard	1000 Base-T
Connector	RJ45 Ethertwist



## General Specifications

### Temperature range

Operating	0 to 55°C
Storage	-40 to 70°C

### EMC

Complies with the essential requirements of the European EMC Directive as well as current editions of the following standards (dates and editions are cited in the Declaration of Conformity):

- IEC/EN 61326-1 or IEC/EN 61326-2-1
- CISPR 11 Group 1, Class A
- AS/NZS CISPR 11:2002
- ICES/NMB-001

This ISM device complies with Canadian ICES-001

Get appareil ISM est conforme à la norme NMB-001 du Canada

### Safety

Complies with European Low Voltage Directive 2006/95/EC

- IEC/EN 61010-1 3rd Edition
- Canada: CSA C22.2 No. 61010-1-12
- U.S.A.: UL 61010-1 3rd Edition

### Acoustic statement (European Machinery Directive 2002/42/EC, 1.7.4.2u)

Acoustic noise emission

LpA < 70 dB

Operator position

Normal position

Per ISO 7779

### Environmental stress

Samples of this product have been type tested in accordance with the Keysight Environmental Test Manual and verified to be robust against the environmental stresses of storage, transportation, and end-use; those stresses include, but are not limited to, temperature, humidity, shock, vibration, altitude, and power line conditions; test method are aligned with IEC 60068-2 and levels are similar to MILPRF-28800F Class 3.

### Power requirements

Voltage and frequency	100 to 120 V, 50/60/400 Hz 220 to 240 V, 50/60 Hz
-----------------------	--

Power consumption

On	350 W maximum
Standby	20 W

### Display

Resolution	1280 × 768, WXGA
Size	269 mm (10.6 in.) diagonal (nominal)

### Data storage

Internal	≥ 160 GB nominal (removable solid-state drive)
External	Supports USB 2.0 compatible memory devices

### Weight (without options)

Net	18 kg (40 lbs) nominal
Shipping	30 kg (66 lbs) nominal

### Dimensions

Height	177 mm (7.0 in)
Width	426 mm (16.8 in)
Length	368 mm (14.5 in)

### Warranty

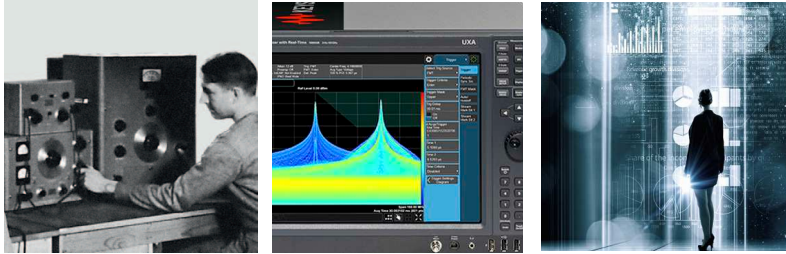
The NFA noise figure analyzer is supplied with a standard 3-year warranty

### Calibration cycle

The recommended calibration cycle is two years: calibration services are available through Keysight service centers

## Evolving Since 1939

Our unique combination of hardware, software, services, and people can help you reach your next breakthrough. We are unlocking the future of technology.  
 From Hewlett-Packard to Agilent to Keysight.



For more information on Keysight Technologies' products, applications or services, please contact your local Keysight office. The complete list is available at: [www.keysight.com/find/contactus](http://www.keysight.com/find/contactus)

### Americas

Canada	(877) 894 4414
Brazil	55 11 3351 7010
Mexico	001 800 254 2440
United States	(800) 829 4444

### Asia Pacific

Australia	1 800 629 485
China	800 810 0189
Hong Kong	800 938 693
India	1 800 11 2626
Japan	0120 (421) 345
Korea	080 769 0800
Malaysia	1 800 888 848
Singapore	1 800 375 8100
Taiwan	0800 047 866
Other AP Countries	(65) 6375 8100

### Europe & Middle East

Austria	0800 001122
Belgium	0800 58580
Finland	0800 523252
France	0805 980333
Germany	0800 6270999
Ireland	1800 832700
Israel	1 809 343051
Italy	800 599100
Luxembourg	+32 800 58580
Netherlands	0800 0233200
Russia	8800 5009286
Spain	800 000154
Sweden	0200 882255
Switzerland	0800 805353
	Opt. 1 (DE)
	Opt. 2 (FR)
	Opt. 3 (IT)
United Kingdom	0800 0260637

For other unlisted countries:  
[www.keysight.com/find/contactus](http://www.keysight.com/find/contactus)  
 (BP-9-7-17)

**DEKRA Certified**  
 ISO 9001 Quality Management System

[www.keysight.com/go/quality](http://www.keysight.com/go/quality)  
 Keysight Technologies, Inc.  
 DEKRA Certified ISO 9001:2015  
 Quality Management System

### myKeysight

#### myKeysight

[www.keysight.com/find/mykeysight](http://www.keysight.com/find/mykeysight)

A personalized view into the information most relevant to you.

[http://www.keysight.com/find/emt\\_product\\_registration](http://www.keysight.com/find/emt_product_registration)

Register your products to get up-to-date product information and find warranty information.

### KEYSIGHT SERVICES

Accelerate Technology Adoption.  
 Lower costs.

#### Keysight Services

[www.keysight.com/find/service](http://www.keysight.com/find/service)

Keysight Services can help from acquisition to renewal across your instrument's lifecycle. Our comprehensive service offerings—one-stop calibration, repair, asset management, technology refresh, consulting, training and more—helps you improve product quality and lower costs.



#### Keysight Assurance Plans

[www.keysight.com/find/AssurancePlans](http://www.keysight.com/find/AssurancePlans)

Up to ten years of protection and no budgetary surprises to ensure your instruments are operating to specification, so you can rely on accurate measurements.

#### Keysight Channel Partners

[www.keysight.com/find/channelpartners](http://www.keysight.com/find/channelpartners)

Get the best of both worlds: Keysight's measurement expertise and product breadth, combined with channel partner convenience.



This information is subject to change without notice.  
 © Keysight Technologies, 2016-2018  
 Published in USA, March 26, 2018  
 5992-1270EN  
[www.keysight.com](http://www.keysight.com)

